

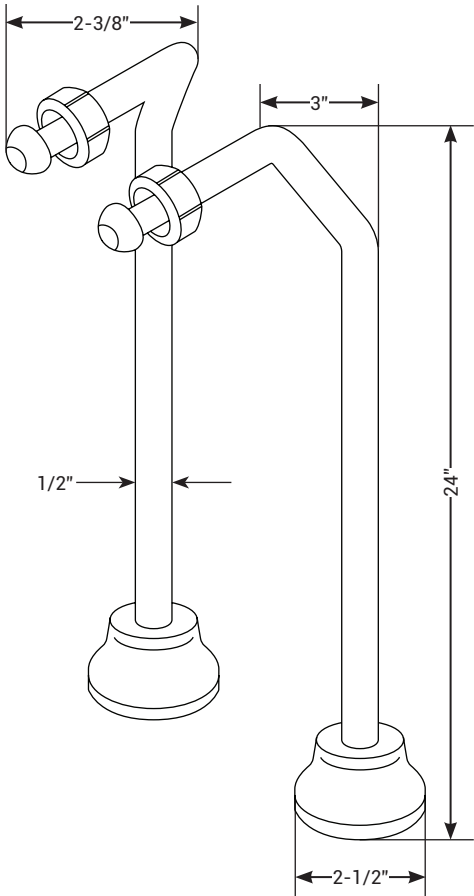
1/2 IN. X 24 IN. DOUBLE OFFSET BATH SUPPLIES  
CCLDOSLPB (Polished Brass)



FEATURES

MODEL	CCLDOSLPB
SIZE	2-3/8" L x 3" W
HEIGHT	24" H
DIAMETER	1/2"
WEIGHT	2 lbs.
MATERIAL	Solid Brass
INSTALL	Floor Mount

- Constructed of solid brass with a polished brass finish
- Riser height 24 in.
- 1/2 in. compression inlet; 3/4 in. compression outlet
- Bottom flange 2-1/2 in. diameter; Stops not included
- Use with Gooseneck Tub Wall Mounted Faucet model # CCLTW04PB
- 1 Year Limited Residential Warranty



BEFORE YOU BEGIN INSTALLATION

- Carefully Read the instructions before starting installation.
- This product should be installed by an experienced professional.

**If you are missing any part, please stop and contact us immediately at (205) 702-9101.**

# 1/2 IN. X 24 IN. DOUBLE OFFSET BATH SUPPLIES

## Installation Instructions



### PRE-INSTALLATION

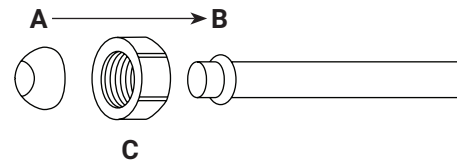
**NOTE: Cushion the wrench or slip joint pliers with an old cloth to protect the finish of the fixture.**

1. Turn off water supply before starting installation.
2. Apply thread sealant or plumber's tape to the threads at the end of all pipes. If two pipes arrive attached, be sure to take them apart and apply sealant before installing.

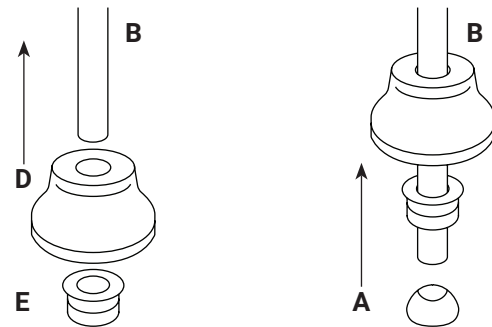
### ASSEMBLE THE FAUCET

1. Put a cone washer (A) onto the upper end of each supply tube (B). Make sure the wide end of the washer faces inward.

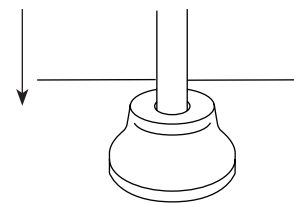
Secure in place with the plated locknut (C).



2. On the bottom of each supply tube (B), slide the escutcheon (D) up the tube partway. Slide the brass locknut (E) onto the end of each tube, directly under the escutcheon.
3. Put another cone washer (A), with the wide end of the washer downward, onto the bottom end of the tub.



4. Attach the bottom end of each supply tub to the water supply in your floor by screwing the brass locknut down tightly. Let the escutcheon slide down to the floor.



### FINISHING

1. Attach the upper end of one supply tube to the "cold side" faucet connection tube located under the rim of your tub. Insert the supply tube into the faucet connection and tightly screw the decorative locknut over the two for a tight fit.

Repeat steps using the other supply tube and connecting it to the "hot side" faucet connection.

# 1/2 IN. X 24 IN. DOUBLE OFFSET BATH SUPPLIES

## Care & Maintenance



Our bath supplies are engineered for superior performance inside and out. Following a regular cleaning schedule and understanding how to maintain your fixtures is key to keeping the finishes intact for years to come.

To maintain the luster of your bath supplies we recommend wiping your faucet with a damp cloth and mild household cleanser. Dry with a soft cloth.

Remove hard water stains with a 50/50 solution of white vinegar and water. Rinse thoroughly with water afterward.

## SUGGESTED MAINTENANCE

- To prevent the accumulation of mineral deposits, dry your fixtures with a soft cloth after each use
- To remove difficult mineral deposits on your handshower, unscrew it from the assembly. Soak it in a 50/50 vinegar and water solution for several hours. Rub stubborn deposits with a soft toothbrush. Rinse thoroughly and dry with a soft cloth.
- Applying carnauba wax to your fixtures is a great way to maintain the finish in the long-term because it helps prevent mineral deposits and other buildup. Whether you have oil rubbed bronze or chrome fixtures, apply wax twice annually to maintain them.

## CAUTION

- DO NOT clean your bath supplies with any type of abrasive cleaner. Although your fixture's finish is extremely durable, it can be damaged or scratched by harsh cleaners or abrasives. Avoid the following:
  - Products that state on the label that they remove tarnish and rust
  - Products containing hydrofluoric, hydrochloric and/or phosphoric acids and caustic agents
  - Industrial cleaners,
  - Abrasive cleaners
  - Toilet bowl cleaners
  - Bleach-based cleaners
  - Polish
  - Ammonia solutions
  - Heavy-duty scrub sponges
- DO NOT use drain cleaners, since they could strip the finish from the drain. If you have to, remove the drain pop-up and pour the cleaner carefully so that it touches only the plumbing it's being poured into.

# 1/2 IN. X 24 IN. DOUBLE OFFSET BATH SUPPLIES

Limited 1-Year Warranty



This product has been manufactured and tested to the highest quality standards by Cahaba. We offer our customers thoughtfully crafted fixtures & accessories, engineered for enduring performance over years of use.

## WHO IS COVERED BY THE WARRANTY

This warranty extends to the original purchaser only. This warranty is not transferable, between homes or owners and is only applicable to residential use.

## WHAT IS COVERED BY THE WARRANTY

Cahaba warrants this product against defects due to material or craftsmanship error during the warranty period: Cahaba will provide replacement parts at no charge, or at its option, replace any product or part of the product that is deemed defective, under normal installation, use, service and maintenance. If Cahaba is unable to provide a replacement and repair is not practical or cannot be made in timely fashion, Cahaba may elect to refund the purchase price in exchange for the return of the product.

## CONDITIONS AND EXCLUSIONS

Like other home fixtures, Cahaba products will require light maintenance to ensure proper function. We provide you with complete knowledge to perform this maintenance and can also recommend resources if you are unable to fulfill this service.

- Cahaba will not be responsible for product failures due to lack of maintenance or proper use. Please read your care and maintenance documentation to determine the limits of proper use.
- The original sales receipt, order number, and/or proof of purchase must be presented at the time of the warranty claim, without exception, for this warranty to be applied to all Cahaba products.
- Cahaba recommends installing all Cahaba products with a licensed, professional plumber. Cahaba will not be held responsible for any damage or product failure due to improper installation, misuse, or failure to use a licensed professional. Please read your care and maintenance documentation to determine the limits of proper use.
- Commercial use will automatically void this warranty.

## NON-APPLICABILITY OF THIS WARRANTY

By the purchase and use of our products, you agree that Cahaba is not liable for incidental, consequential or special damages associated with the return, replacement, installation or use of your product. This includes freight costs, cartridge replacement, labor, travel time, lost profit, home damages and other contingent liabilities and costs (including, without limitation, costs associated with experts, investigations, analyses, attorneys and other professionals and services).

The Cahaba warranty is a comprehensive and explicit limit of liability and all items outside of it are not addressable by or the responsibility of Cahaba. Certain states have variances regarding implied warranties and in those situations we remain fully compliant. Cahaba makes no implication that products comply with any or all local building or plumbing codes. It is the consumer's responsibility to determine local code compliance. This warranty extends to the original purchaser and first consumer.