
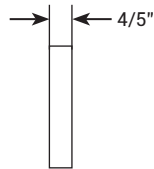


21 IN. CARRARA MARBLE SIDESPLASH

CAVT0228 (Carrara Marble)



FEATURES

MODEL CAVT0228

SIZE 21" L x 4" H

DEPTH 4/5" thickness

WEIGHT 7 lbs.

MATERIAL Marble

- Can be used on either the left or right side of the vanity top
- Pre-sealed and polished for added protection
- Mold and mildew resistant
- Install using a caulking or construction adhesive
- Coordinates with the 22 in. deep, Carrara marble trough bowl vanity tops (sold separately)
- Limited Lifetime Residential Warranty

BEFORE YOU BEGIN INSTALLATION

- Carefully Read the instructions before starting installation.
- This product should be installed by an experienced professional.

If you are missing any part, please stop and contact us immediately at (205) 702-9101.

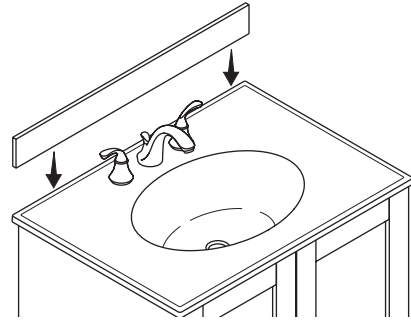
21 IN. CARRARA MARBLE SIDESPLASH

Installation Instructions




INSTALL THE SIDESPLASH


1. Position the sidesplash or backsplash on top of the vanity and flush against the finished wall.
2. Secure the sidesplash or backsplash using a bead of siliconized acrylic caulk on the back surface.
3. Apply a bead of caulk along the seam of the wall and sidesplash or backsplash.
4. Apply a bead of caulk along the seam of the sidesplash or backsplash and vanity top.



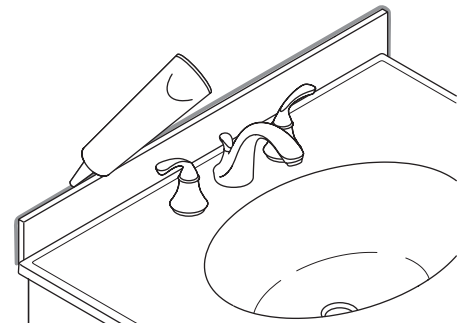
MAKE SURE THE SIDES OF THE SIDESPLASH OR BACKSPLASH LINE UP WITH THE SIDES OF THE VANITY TOP.



USE SILICONIZED ACRYLIC CAULK TO SECURE TO THE WALL



FINISH BY APPLYING A BEAD OF CAULK ALONG THE SEAM OF THE WALL AND THE VANITY TOP.



NOTE: Allow the silicone to dry for a full 24 hours.

21 IN. CARRARA MARBLE SIDESPLASH

Care & Maintenance



Stone sidesplashes and backsplashes (Granite, Marble, etc.) are surprisingly resilient to stains and scratches. However, as a preventative measure, any spills on the stone surfaces should be wiped up within a reasonable amount of time. Don't let liquid sit on the stone overnight. Stones are most prone to staining by oil and acid, so be sure to blot these spills up as soon as they happen. Follow up by cleaning the stone with a mild non-abrasive soap and water. In bathrooms specifically, stone tends to attract soap scum, just like man-made tile. Rinse vanity top with clean, hot water frequently.

The use of sealers is also a powerful preventative measure. Your stone was sealed at the factory, but reapplication is necessary over time. How often is determined by the quality of the sealer used, and the frequency of use. We recommend using a penetrating non-toxic sealer for bath areas, but a food-safe sealer is typically not necessary.

If stains and scratches do occur, there are many things you can do as a consumer to remove them. Remove oil based stains with acetone, mineral spirits, or ammonia. Organic stains like coffee, tea, or juice can be removed with hydrogen peroxide, mixed with a few drops of ammonia.

Water spots or rings are the most common problem with bath sidesplashes or backsplashes, and are caused by minerals left behind when water evaporates. These can be removed by buffing the spots gently with 00 gauge steel wool. Likewise, small nicks and scratches can often be removed the same way. Larger scratches, chips, and resilient stains may require professional help. Please contact your local stonemason for details.

DO'S & DON'TS

- DO use preventative cleaning measures to keep your stone pristine.
- DO use sealers, applied according to the product specific directions.
- DO blot spills quickly, and wash with mild soap and warm water.
- DON'T use harsh bathroom cleaners or grout cleaners on any natural stone.
- DON'T worry if you get a significant stain or scratch that your stone investment is ruined. Virtually anything can be fixed with professional help.

21 IN. CARRARA MARBLE SIDESPLASH

Limited Lifetime Residential Warranty



This warranty applies to CAHABA sidesplashes or backsplashes installed for commercial and residential use.

CAHABA warrants that, when installed in accordance with the Recognized Plumbing Industry Practice, the sidesplashes or backsplashes are free of manufacturing defects for a period of one (1) year from the date of purchase.

We guarantee your satisfaction with each sidesplash or backsplash. Should any sidesplash or backsplash not meet your satisfaction due to a visual defect, simply return it to your retailer with the original packaging, PRIOR TO INSTALLATION, for a replacement.

This warranty applies only to the original purchaser and installation site and is not transferable.

INFORMATION ABOUT YOUR WARRANTY COVERAGE

This warranty does not cover damages or failure attributable to:

- Sidesplashes or backsplashes installed with obvious visual defects.
- Defects or damages to sidesplashes or backsplashes caused by installation that does not comply strictly with the instructions set forth in CAHABA's installation manual.
- Defects or damage to sidesplashes or backsplashes caused by severe accidents (e.g., fire, impacts).
- Damage caused by flooding or standing water from leaking pipes, faucets, household appliances, etc; up to and including flooding and any damage caused by acts of God.

FOR WARRANTY SERVICE

To make a claim, contact CAHABA no later than 30 days following the date of discovery or detection of defect.

Proof of purchase, such as the bill of sale is mandatory when requesting warranty service.

CAHABA reserves the right to designate a representative to inspect the vanity for analysis.

No unauthorized person, installer, dealer, agent or employee of CAHABA or any representative is entitled to assume any liability on behalf of CAHABA relating to the sale of this product or has the authority to increase or alter the obligations or limitations of this warranty.

THE SOLE REMEDY PROVIDED BY THIS WARRANTY IS THE REPAIR OR REPLACEMENT OF DEFECTIVE PRODUCTS.

THIS WARRANTY DOES NOT COVER THE COST OF REMOVAL OR INSTALLATION OF NEW PRODUCTS. THE WARRANTY WILL BE VOID IF THIS ITEM IS INSTALLED WITH OBVIOUS VISUAL DEFECTS.